

Hydraulic Grapple Standard - Blue Line Serie



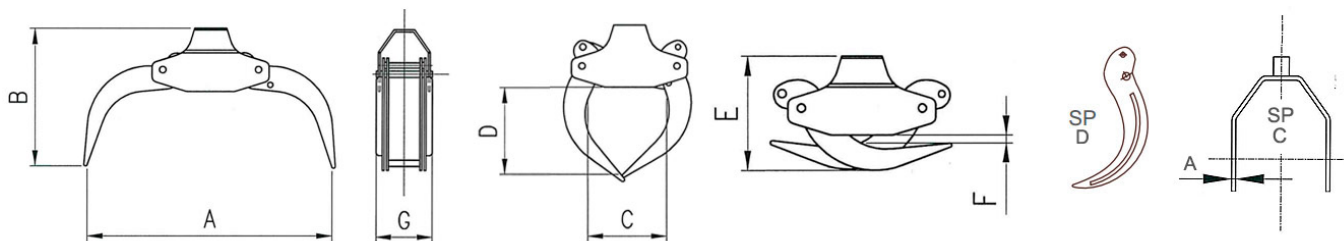
For forestry and farming

Made from Domex 710 steel and equipped with lock valve

The **trunk grapple** are used to **transport, load, and unload tree trunks** that have been cleaned of branches and are ready for transport: They can be assembled on forestry cranes of all models and sizes.

This model of grapple is used for forestry and farming.

TECHNICAL DATA BLUE LINE S










MODE L	Weight kg	Lift Kg	MAX bar	A mm	B mm	C mm	D mm	E mm	F mm	G mm	SP D mm	AREA mq	SP C mm
P100S	54	1000	200	1000	580	350	355	360	65	310	8	0,0934	8
P115S	72	1200	200	1150	647	365	415	420	65	310	10	0,1177	10
P135S	100	1500	200	1350	766	440	495	500	65	355	10	0,1723	10
P150S	140	1900	200	1500	845	500	545	570	65	370	12	0,2176	12
P170S	212	2500	200	1700	961	575	635	630	65	430	12	0,2958	12
P190S	300	3000	200	1900	1078	650	700	710	65	490	15	0,3717	15

Download

 [Scarica il CERTIFICATO DI ORIGINE PINZE DA LEGNA \(77.5 KiB\)](#)

GRAPPLE ACCESSORIES- ROTATORS FOR WOOD GRAPPLE

- [ACCESSORIES Grapple - Rock grapple - Clamshell buckets](#)
- [ROTATORS Grapple accessories](#)

	Rotori per uso orizzontale/verticale per pinze mod. RF
	Rotori ad uso pendolare per pinze mod.RP
	Forcella (su misura per mod. RF)
	Forcella (su misura per mod. RP)
	Valvola di MASSIMA per pressioni superiori ai 200 BAR
	Kit Benne per pinze modello comby
	Attacco rapido (specificare modello)